



Title of Change:	Update Ron values in the datasheets for ecoSWITCH of NCP45540, NCP45541 and NCP45560 products.	
Effective date:	12 June 2018	
Contact information:	Contact your local ON Semiconductor Sales Office or <Shi.Marcos@onsemi.com>	
Type of notification:	This Product Bulletin is for notification purposes only. ON Semiconductor will proceed with implementation of this change upon publication of this Product Bulletin.	
Change category:	<input type="checkbox"/> Wafer Fab Change <input type="checkbox"/> Assembly Change <input type="checkbox"/> Test Change <input checked="" type="checkbox"/> Other: <u>Datasheet update</u>	
Change Sub-Category(s):	<input type="checkbox"/> Manufacturing Site Change/Addition <input type="checkbox"/> Material Change <input checked="" type="checkbox"/> Datasheet/Product Doc change <input type="checkbox"/> Manufacturing Process Change <input type="checkbox"/> Product specific change <input type="checkbox"/> Shipping/Packaging/Marking <input type="checkbox"/> Other: _____	
Sites Affected:	ON Semiconductor Sites: None	External Foundry/Subcon Sites: None

Description and Purpose:

The Ron values are updated in the datasheet. Previous values were based on RDSON, which is directly measured through a Kelvin connection at the Drain and Source when the FET is turned on. The new Ron values are based on the total resistance given by the FET, bond wires and any package resistance. The change will not impact form, fit nor function of the products.

NCP45540 and NCP45541 Ron values at ambient temperature

Vin	Ron values before May 23, 2018		Ron values after May 23, 2018	
	Typ	Max	Typ	Max
1.8	3.3	4.5	7.7	8.9
5	3.6	4.9	8	9.3
12	4.8	7.7	9.2	12.1

NCP45560 Ron values at ambient temperature

Vin	Ron values before May 23, 2018		Ron values after May 23, 2018	
	Typ	Max	Typ	Max
1.8	2.4	3.3	4.1	5
5	2.6	3.6	4.3	5.3
12	3.2	5.1	4.9	6.8

The Vin vs Ron and Temperature vs Ron charts are also updated accordingly.



NCP45540 and NCP45541 Ron charts

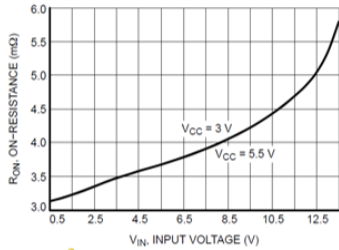


Figure 3. On-Resistance vs. Input Voltage

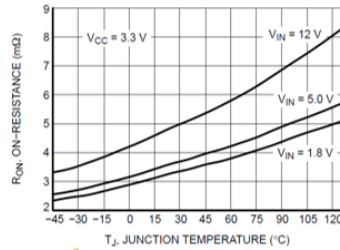


Figure 4. On-Resistance vs. Temperature

Ron values before May 23, 2018

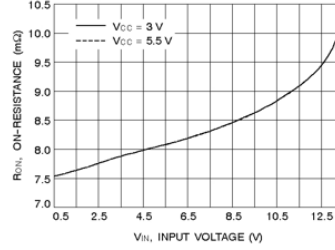


Figure 3. On-Resistance vs. Input Voltage

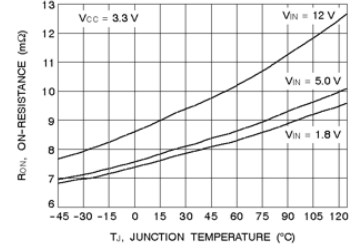


Figure 4. On-Resistance vs. Temperature

Ron values after May 23, 2018

NCP45560 Ron charts

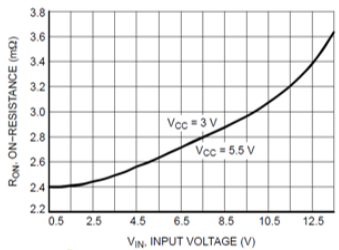


Figure 3. On-Resistance vs. Input Voltage

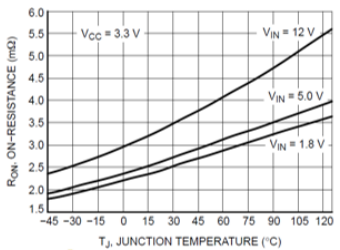


Figure 4. On-Resistance vs. Temperature

Ron values before May 23, 2018

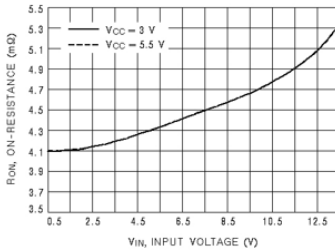


Figure 3. On-Resistance vs. Input Voltage

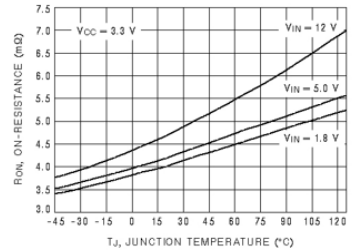


Figure 4. On-Resistance vs. Temperature

Ron values after May 23, 2018

List of Affected Parts:

- NCP45540IMNTWG-H
- NCP45540IMNTWG-L
- NCP45541IMNTWG-H
- NCP45541IMNTWG-L
- NCP45560IMNTWG-H
- NCP45560IMNTWG-L



Appendix A: Changed Products

D

Product	Customer Part Number
NCP45540IMNTWG-H	21346-001-XTP
NCP45540IMNTWG-L	
NCP45541IMNTWG-H	
NCP45541IMNTWG-L	
NCP45560IMNTWG-H	21335-001-XTP
NCP45560IMNTWG-L	21335-002-XTP